

Support for Libraries in Miami-Dade County: A comprehensive survey of likely voters

July 10, 2014



greater
miami
chamber
of commerce

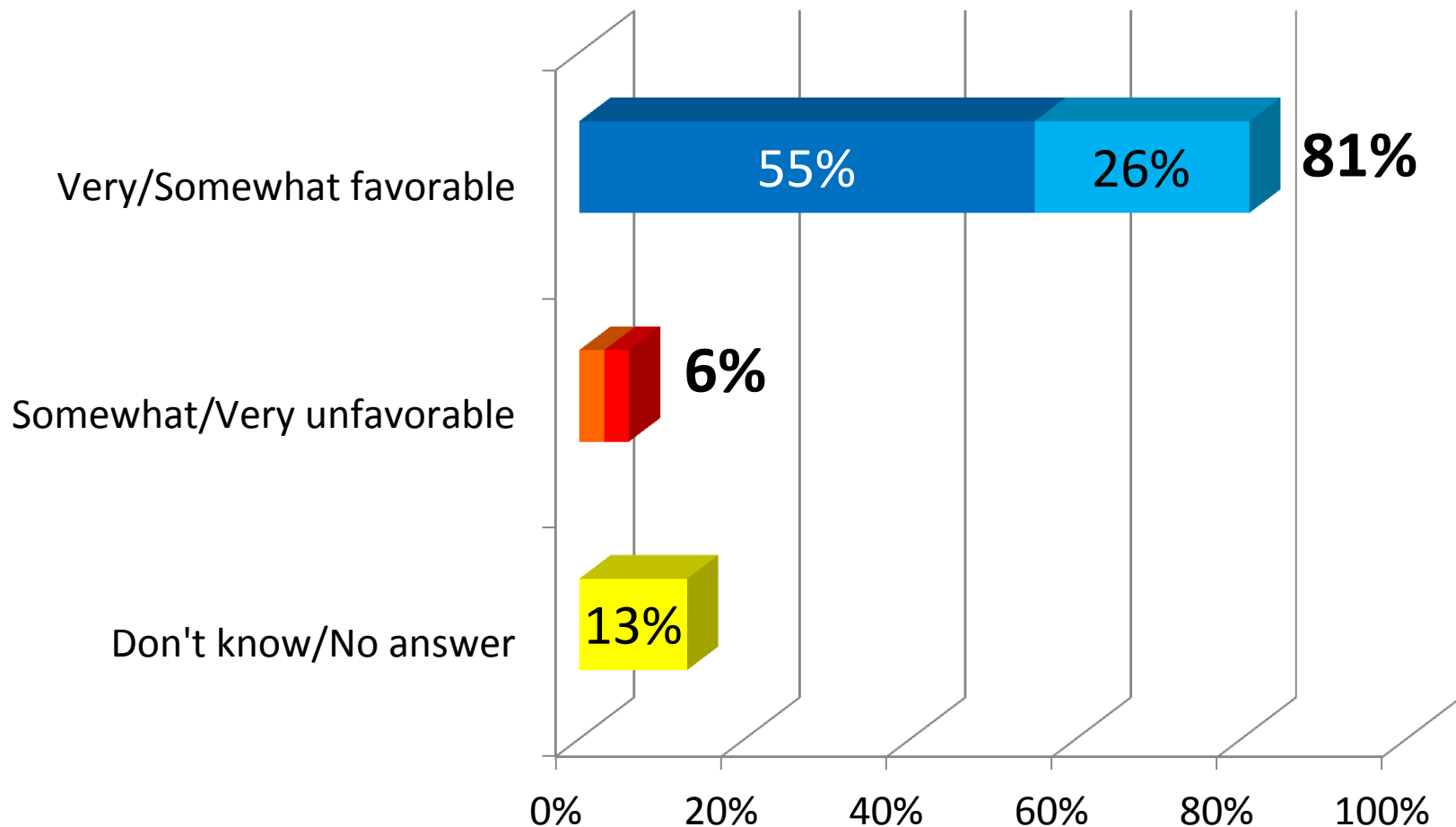


BENDIXEN
& AMANDI
INTERNATIONAL
Research | Strategies | Media

Methodology

<i>Sample</i>	5,200 interviews with likely registered voters in Miami-Dade County (400 interviews in each of the 13 County Commission Districts)
<i>Dates of Interviews</i>	June 27 – July 7, 2014
<i>Languages of Interviews</i>	English, Spanish, Haitian-Creole
<i>Margin of Error</i>	1.36 percentage points

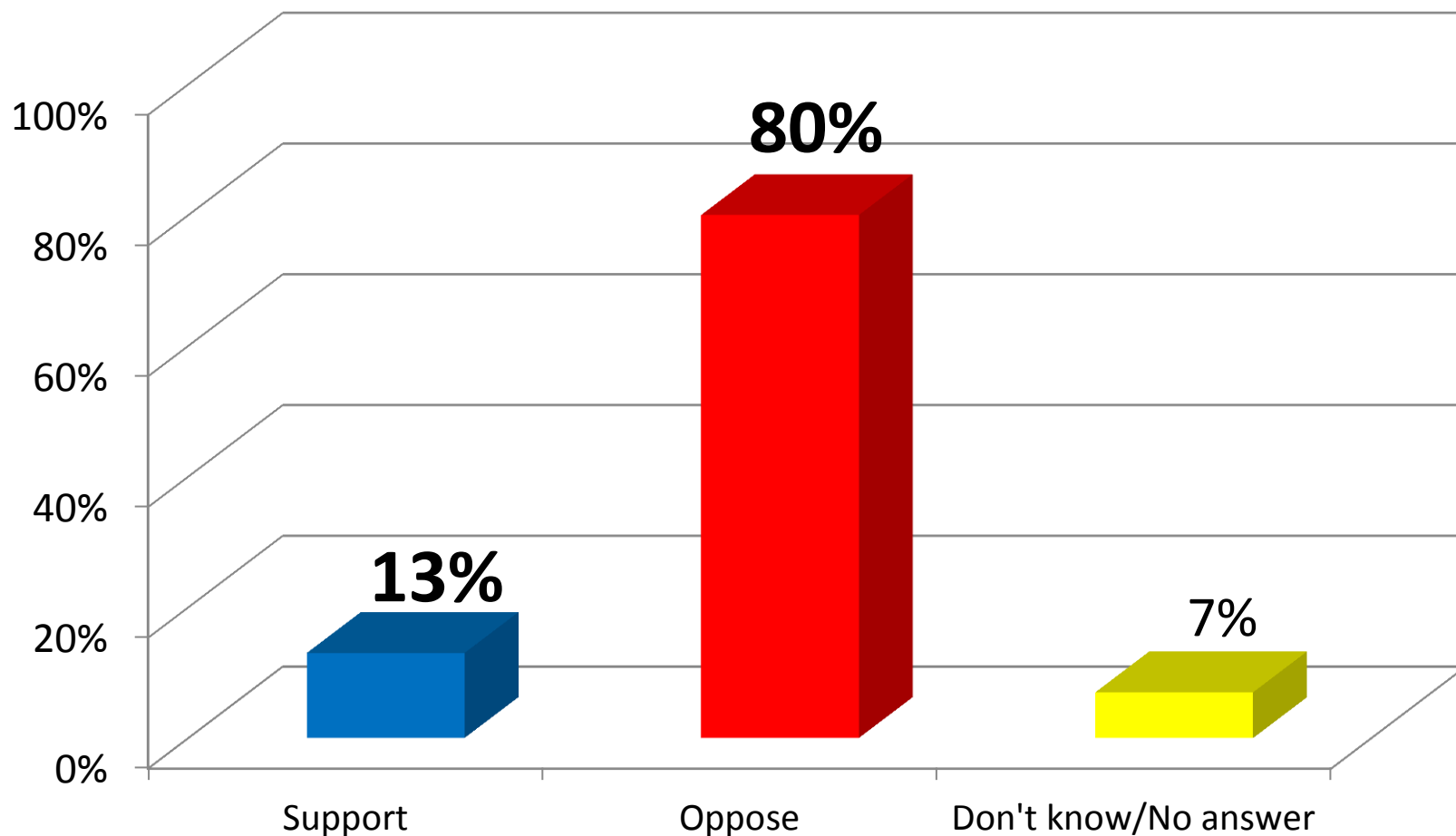
Do you have a favorable or unfavorable opinion of the Miami-Dade County Library System?



Issue Description

Miami-Dade County is currently experiencing budget difficulties. In order to balance the budget, the County is considering a significant reduction in funding for the library system, which could lead to reductions in staff, hours, and services.

Based on what you now know about the Miami-Dade Public Library System, do you support or oppose a significant cut to the library budget? *Countywide results*



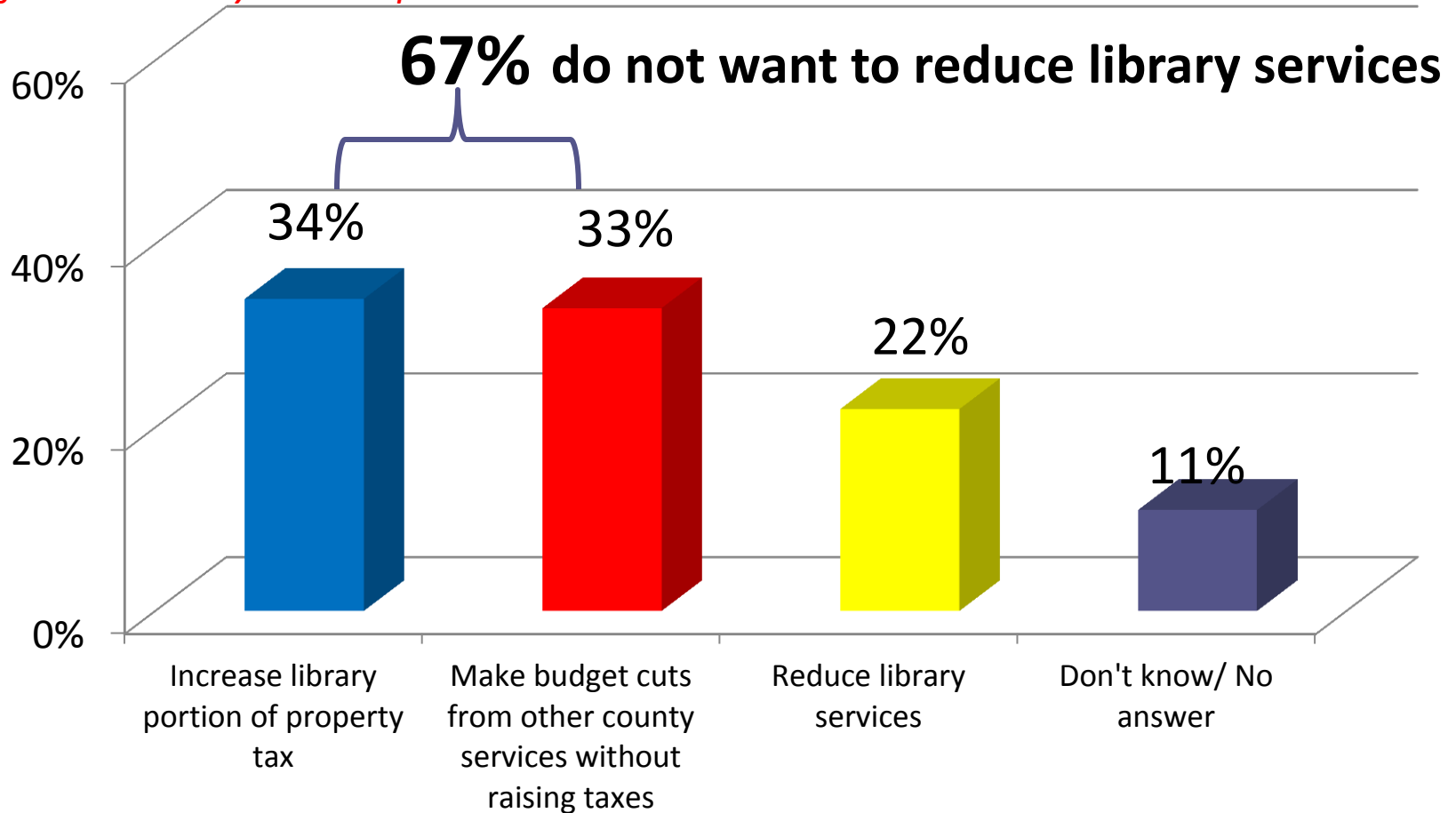
<i>Results by Commission District</i>	Support	Oppose	Don't know/ No answer
District 1 – Barbara J. Jordan	10%	85%	6%
District 2 – Jean Monestime	13%	79%	9%
District 3 – Audrey Edmonson	12%	83%	5%
District 4 – Sally A. Heyman	14%	80%	7%
District 5 – Bruno A. Barreiro	11%	82%	7%
District 6 – Rebecca Sosa	12%	81%	7%
District 7 – Xavier Suarez	15%	80%	5%
District 8 – Lynda Bell	11%	82%	7%
District 9 – Dennis C. Moss	10%	80%	10%
District 10 – Javier D. Souto	23%	69%	8%
District 11 – Juan C. Zapata	13%	79%	8%
District 12 – Jose “Pepe” Diaz	12%	83%	6%
District 13 – Esteban Bovo, Jr.	17%	79%	5%

Now that you have heard more information, **which of the following three options do you want your country commissioner to support** when it comes to the library system funding?

- A) The library portion of the property tax should be increased**
- B) The county should make budget cuts to other county services in order to fund the libraries**
- C) The library should reduce services, cutting back on programs and materials, reducing hours and cutting staff**

Now that you have heard more information about possible scenarios to address the budget deficit that could be up to \$20 million for the library system, **which of the following three options do you want your County Commissioner to support** when it comes to the library system funding?

Informed countywide responses



Results by Commission District	Library portion of the property tax should be increased	Make budget cuts to other county services without raising taxes	Reduce services	Don't know/ No answer
District 1	35%	33%	18%	15%
District 2	33%	32%	17%	18%
District 3	37%	35%	17%	11%
District 4	44%	24%	18%	14%
District 5	31%	33%	24%	12%
District 6	29%	34%	28%	10%
District 7	46%	26%	20%	9%
District 8	39%	31%	18%	12%
District 9	32%	37%	18%	14%
District 10	30%	40%	25%	6%
District 11	30%	36%	24%	10%
District 12	23%	41%	27%	10%
District 13	27%	37%	25%	16%