

Future of the **First Amendment**

What America's High School Students Think About Their Freedoms

Key Findings

September

2006

Survey
Update

Part II



A project sponsored by the John S. and James L. Knight Foundation. Conducted by David Yalof and Kenneth Dautrich, New England Survey Research Associates

 John S. and James L.
Knight Foundation

Key Findings

September 2006

Part II

- 1.** A majority of American high school students say they're plugged into mainstream news on the Internet at least weekly. Eleven percent say they consume news daily on the Internet.
- 2.** Students who go online get most of their news and information from the news pages of Internet portals such as Google and Yahoo!, national TV news sites and local daily newspaper web sites. Weblogs came in fourth place.
- 3.** Most high school students find TV and newspapers to be the most accurate news sources. They don't trust the accuracy of weblogs.
- 4.** Despite their reliance on traditional news sources, nearly half say they also get news and information from entertainment programs at least once a week.

*The research methodology and annotated surveys
can be found at the end of this report.*

Future of the
First Amendment
2006 Follow-Up Survey

Key
Findings
Part II

A project sponsored by the John S. and James L. Knight Foundation.
Conducted by David Yalof and Kenneth Dautrich,
New England Survey Research Associates

September 22, 2006

www.firstamendmentfuture.org

 John S. and James L.
Knight Foundation

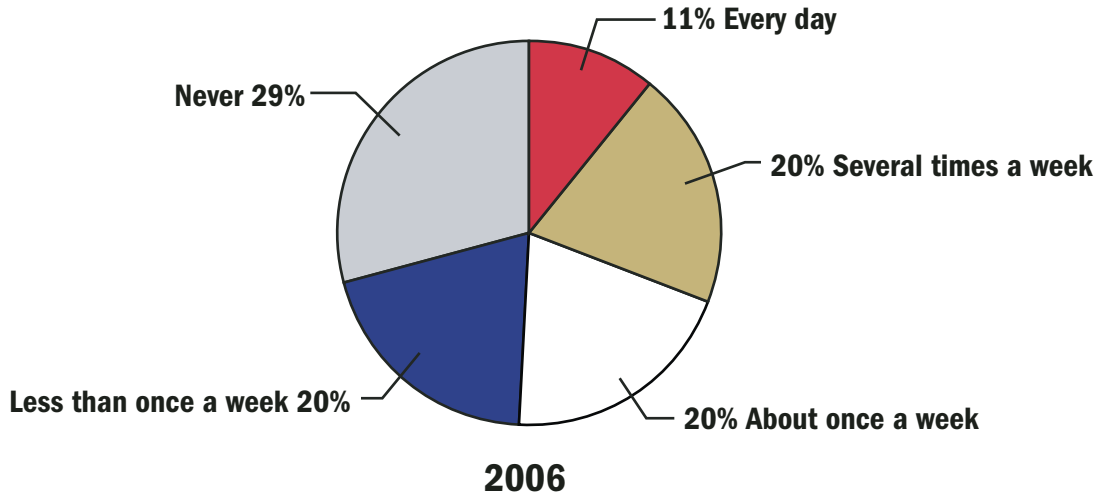
www.knightfdn.org

1

A majority of American high school students say they're plugged into mainstream news on the Internet at least weekly. Eleven percent say they consume news daily on the Internet.

"How often, if at all, do you get news and information from online or Internet sources in general?"


(Student respondents only)



Use of the Internet for news is in part driven by the online access that most students have at home and at school. More than half of American high school students now get news online at least once a week. Fully 97 percent of students say they have access to the Internet at school, and 87 percent say they have access at home.

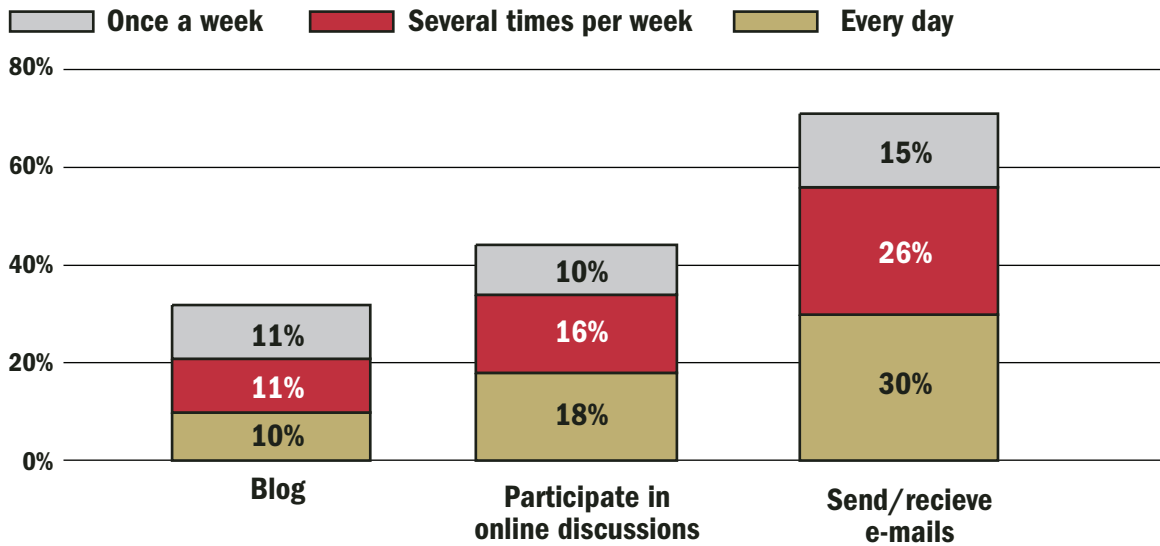
Student respondents only

"Do you currently have access to the Internet . . ."



Many high school students are also using the Internet to communicate with others through email, online discussions and weblogs. Seventy-one percent of American high school students report sending and receiving e-mails at least once a week (30 percent say they e-mail every day); 44 percent participate in online discussions and/or chat groups at least once a week (18 percent every day); and 31 percent report posting messages or opinions to online columns (i.e. weblogs) at least weekly (10 percent daily).

“How often, if at all, do you use the Internet, the World Wide Web or an online service to . . . ”

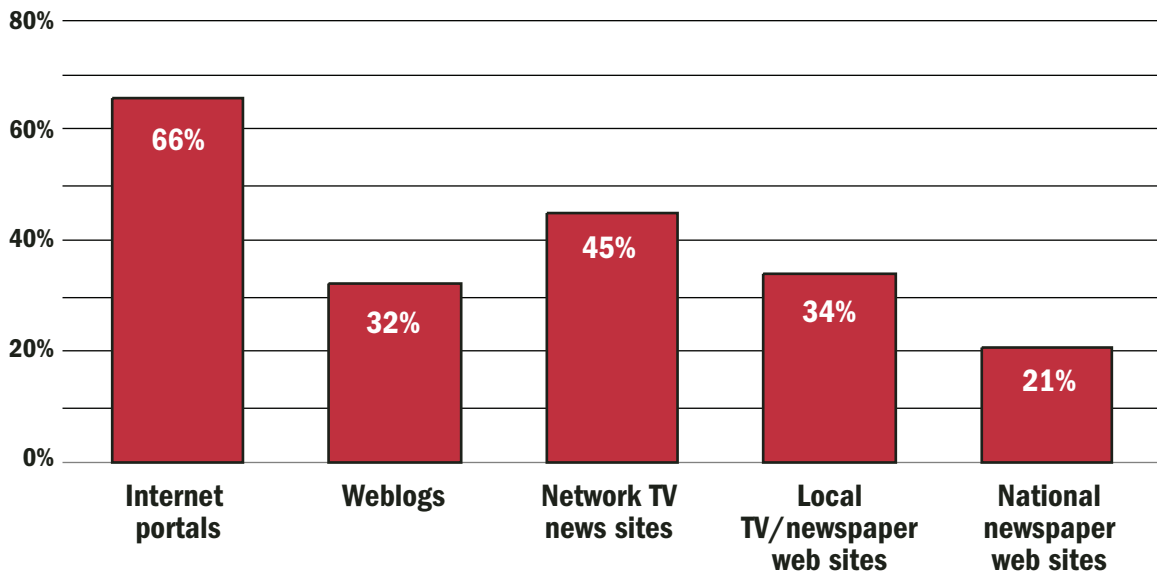


2

Students who go online get most of their news and information from the news pages of Internet portals such as Google and Yahoo!, national TV news sites and local daily newspaper web sites. Weblogs came in fourth place.

Among those who use the Internet, 66 percent get news and information at least once a week from Internet portals such as Google, Microsoft, Yahoo! and AOL; 32 percent get news and information at least once per week from weblogs; 45 percent from network TV news web sites; 34 percent from local TV or newspaper web sites; and 21 percent from national newspaper web sites.

Student online users who use each of the following at least once a week to get news and information:

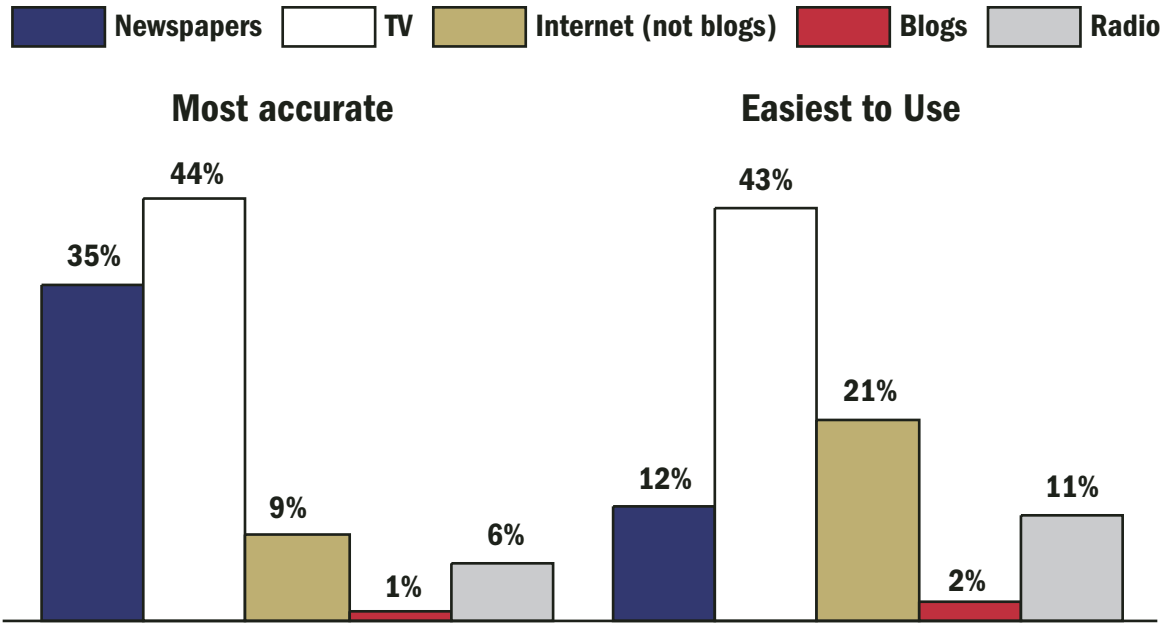


3

Most high school students find TV and newspapers to be the most accurate news sources. They don't trust the accuracy of weblogs (also called "blogs").

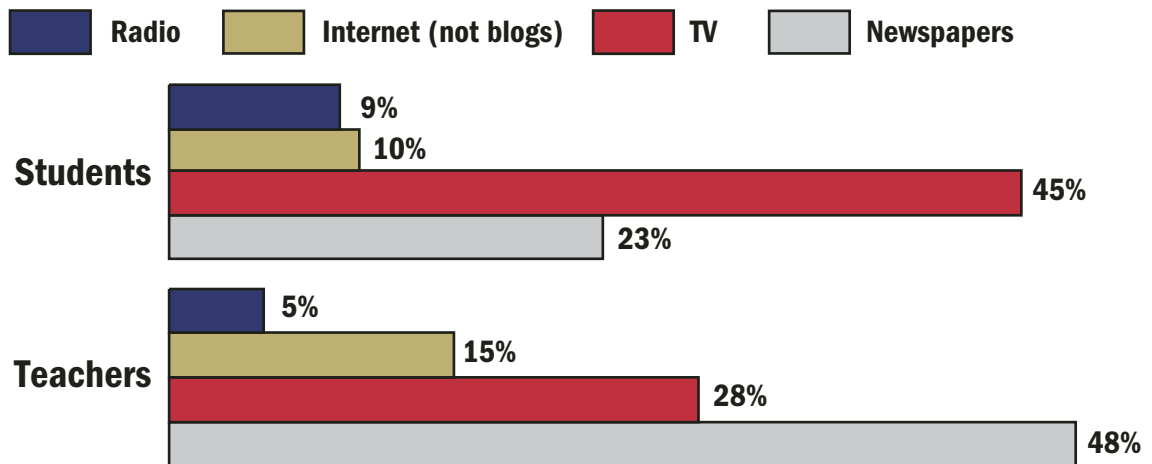
"Which of these media sources do you consider . . . ?"

(Student respondents only)



More students regard TV (45 percent) as the overall best source of news, followed by newspapers (23 percent), Internet publications other than weblogs (10 percent), and radio (9 percent). High school teachers, on the other hand, say newspapers (48 percent) are the best news source, followed by TV (28 percent), Internet publications other than blogs (15 percent) and radio (5 percent). Students also see TV as the most accurate source of news and the easiest to use.

"Which of these media sources do you consider the best overall source of news?"

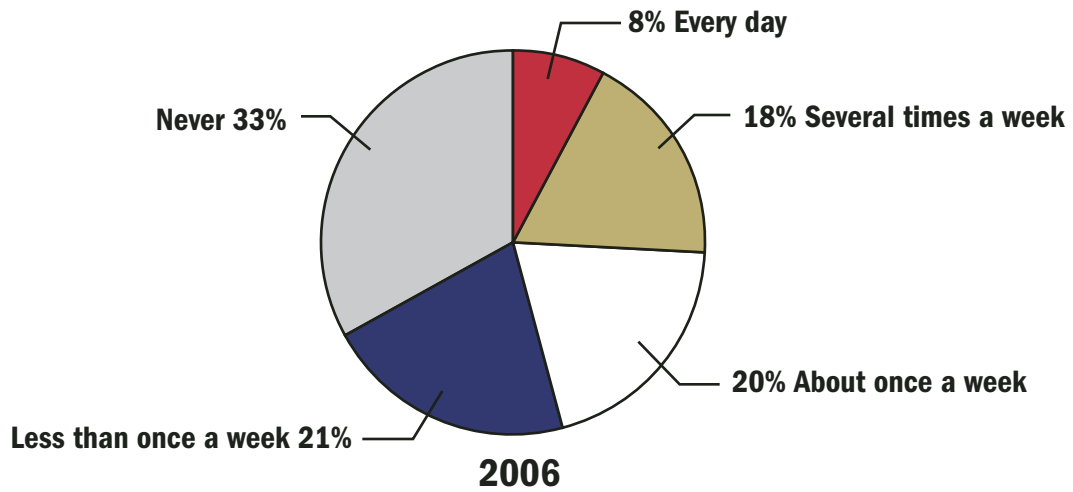


4

Despite their reliance on traditional news sources, nearly half say they also get news and information from entertainment programs at least once a week.

How often, if at all, do you get news and information from entertainment programs that feature some discussion of current events such as The Daily Show, The Colbert Report and South Park?

(Student respondents only)



SUMMARY OF METHODOLOGY

The overall design for conducting this project featured a multi-stage cluster sampling methodology. Employing this technique produced a scientific, and thus generalizable, survey of high school students and teachers in the United States. This technique involved drawing an initial sample of 45 high school buildings in the United States.

For each of these 45 schools, a phone call was placed to the school principal, asking if his/her school would be willing to participate in the project. Thirty-four principals agreed to have their schools participate in the survey.

These 34 school administrators were asked to coordinate the administration of surveys to all students and teachers in the school building. Principals themselves were also asked to complete a survey. Copies of the student and teacher surveys may be found in the appendix to this report.

In total, 14,498 students and 882 teachers completed the questionnaires.

This project was designed and conducted by Dr. David Yalof and Dr. Kenneth Dautrich.

HIGH SCHOOL STUDENT SURVEY – 2006

1. What grade are you currently in?

	2004	2006
<input type="checkbox"/> Below 9th	2%	0%
<input type="checkbox"/> 9th	29%	30%
<input type="checkbox"/> 10th	27%	27%
<input type="checkbox"/> 11th	23%	24%
<input type="checkbox"/> 12th	19%	18%

2. How interested are you in following news and current events in general?

	2006
<input type="checkbox"/> Extremely interested	4%
<input type="checkbox"/> Very interested	17%
<input type="checkbox"/> Somewhat interested	69%
<input type="checkbox"/> Not interested at all	10%

3. There are many reasons why people say they don't pay attention to the news. Please CIRCLE whether or not each of the following is a reason why you may not pay attention to the news.

	2006
<input type="checkbox"/> I'm too busy	67%
<input type="checkbox"/> I get my news from friends or family	67%
<input type="checkbox"/> The news doesn't affect me personally	28%
<input type="checkbox"/> The news is not presented in an interesting way	40%
<input type="checkbox"/> I can't understand it	12%
<input type="checkbox"/> Other reasons:	8%

4. Do you currently have access to the Internet:

	2006
<input type="checkbox"/> At home?	87%
<input type="checkbox"/> At School?	97%

5. Short for "weblogs," "blogs" are defined as online journals in which people post diary entries about their personal experiences and opinions, to be read online by others. Examples of blog collections include myspace.com and facebook.com. How often, if at all, do you get news and information from blogs?

	2006
<input type="checkbox"/> Every day	9%
<input type="checkbox"/> Several times a week	11%
<input type="checkbox"/> About once a week	12%
<input type="checkbox"/> Less than once a week	16%
<input type="checkbox"/> Never	52%

6. How often, if at all, do you get news and information from online or Internet sources in general?

(if you answer NEVER, skip to Page 2)

	2006
<input type="checkbox"/> Every day	11%
<input type="checkbox"/> Several times a week	20%
<input type="checkbox"/> About once a week	20%
<input type="checkbox"/> Less than once a week	20%
<input type="checkbox"/> Never	29%

7a. How often, if at all, do you get news and information from the following sources: The news pages of Internet portals such as Google news, Microsoft news, AOL news or Yahoo! news?

	2006
<input type="checkbox"/> Every day	18%
<input type="checkbox"/> Several times a week	25%
<input type="checkbox"/> About once a week	23%
<input type="checkbox"/> Less than once a week	22%
<input type="checkbox"/> Never	12%

7b. How often, if at all, do you get news and information from the following sources: Network TV news web sites such as CNN.com, ABCNews.com, or MSNBC.com?

	2006
<input type="checkbox"/> Every day	9%
<input type="checkbox"/> Several times a week	17%
<input type="checkbox"/> About once a week	19%
<input type="checkbox"/> Less than once a week	27%
<input type="checkbox"/> Never	28%

7c. How often, if at all, do you get news and information from the following sources: The web sites of major national newspapers such as USA Today.com, New York Times.com, or the Wall Street Journal online?

	2006
<input type="checkbox"/> Every day	3%
<input type="checkbox"/> Several times a week	6%
<input type="checkbox"/> About once a week	12%
<input type="checkbox"/> Less than once a week	26%
<input type="checkbox"/> Never	53%

7d. How often, if at all, do you get news and information from the following sources: The web sites of your local newspaper or TV stations?

2006

- Every day 7%
- Several times a week 12%
- About once a week 15%
- Less than once a week 26%
- Never 40%

8. How often, if at all, do you get news and information from entertainment programs that feature some discussion of current events such as The Daily Show, The Colbert Report and South Park?

2006

- Every day 8%
- Several times a week 18%
- About once a week 20%
- Less than once a week 21%
- Never 33%

9a. Which of these media sources do you consider the best overall source of news?

2006

- Newspapers 23%
- Magazines 5%
- Radio Stations 9%
- Television Stations 45%
- Blogs 1%
- Internet publications other than blogs 10%
- Entertainment programs featuring current events 7%

9b. Which of these media sources do you consider the most accurate?

2006

- Newspapers 35%
- Magazines 3%
- Radio Stations 6%
- Television Stations 44%
- Blogs 1%
- Internet publications other than blogs 9%
- Entertainment programs featuring current events 3%

9c. Which of these media sources do you consider the easiest to use?

2006

- Newspapers 12%
- Magazines 3%
- Radio Stations 11%
- Television Stations 43%
- Blogs 2%
- Internet publications other than blogs 21%
- Entertainment programs featuring current events 7%

10. How much do you trust journalists to tell the truth? Do you believe they tell the truth...

2004 2006

- All of the time 4% 4%
- Some of the time 58% 59%
- Little of the time 23% 23%
- Not at all 9% 6%
- Don't know 6% 8%

11. Do you feel that the emergence of the Internet has made journalism better, worse, or hasn't made much of a difference?

2006

- Better 30%
- Worse 20%
- Not much difference 50%

12a. Now thinking about what you do online... How often, if at all, do you ... use the Internet, the World Wide Web or an online service to send or receive e-mails to select individuals or groups of individuals?

2006

- Every day 30%
- Several times a week 26%
- About once a week 15%
- Less than once a week 14%
- Never 15%

12b. Now thinking about what you do online... How often, if at all, do you ... use the Internet, the World Wide Web or an online service to participate in online discussions or chat groups?

	2006
<input type="checkbox"/> Every day	18%
<input type="checkbox"/> Several times a week	16%
<input type="checkbox"/> About once a week	10%
<input type="checkbox"/> Less than once a week	16%
<input type="checkbox"/> Never	41%

12c. Now thinking about what you do online... How often, if at all, do you ... use the Internet, the World Wide Web or an online service to post messages or opinions to online columns or blogs that may be read by the general public?

	2006
<input type="checkbox"/> Every day	10%
<input type="checkbox"/> Several times a week	11%
<input type="checkbox"/> About once a week	11%
<input type="checkbox"/> Less than once a week	17%
<input type="checkbox"/> Never	51%

13a. Have you ever taken classes in high school that dealt with the First Amendment to the U.S. Constitution?

	2004	2006
<input type="checkbox"/> Yes	58%	72%
<input type="checkbox"/> No	42%	28%

13b. Have you ever taken classes in high school that discuss the role of media in society?

	2004	2006
<input type="checkbox"/> Yes	52%	62%
<input type="checkbox"/> No	48%	38%

13c. Have you ever taken classes in high school that dealt primarily with journalism skills?

	2004	2006
<input type="checkbox"/> Yes	21%	26%
<input type="checkbox"/> No	79%	74%

13d. Have you ever taken a class in high school where the teacher required as a class assignment that you read a newspaper or watch television news?

	2004	2006
<input type="checkbox"/> Yes	75%	81%
<input type="checkbox"/> No	25%	19%

14. Please indicate whether or not you have been involved in any of the following activities at your high school (check all that apply):

	2004	2006
<input type="checkbox"/> Student newspaper	8%	10%
<input type="checkbox"/> Student magazine with a news component (does not include literary magazines or yearbooks)	4%	2%
<input type="checkbox"/> Student-run radio station with a news component	4%	2%
<input type="checkbox"/> Student-run television station with a news component	5%	5%
<input type="checkbox"/> Student Internet or World Wide Web publication with a news component	5%	4%
<input type="checkbox"/> Any other form of student media with a news component	5%	4%

15. The First Amendment became part of the U.S. Constitution more than 200 years ago. This is what it says:

“Congress shall make no law respecting an establishment of religion or prohibiting the free exercise thereof, or abridging the freedom of speech or of the press, or the right of the people peaceably to assemble, and to petition the government for a redress of grievances.”

Based on your own feelings about the First Amendment, please tell me whether you agree or disagree with the following statement: The First Amendment goes too far in the rights it guarantees.

	2004	2006
<input type="checkbox"/> Strongly agree	12%	18%
<input type="checkbox"/> Mildly agree	23%	27%
<input type="checkbox"/> Mildly disagree	19%	16%
<input type="checkbox"/> Strongly disagree	25%	21%
<input type="checkbox"/> Don't know	21%	19%

16. Overall, do you think the press in America has too much freedom to do what it wants, too little freedom to do what it wants, or is the amount of freedom the press has about right?

	2004	2006
<input type="checkbox"/> Too much freedom	32%	30%
<input type="checkbox"/> Too little freedom	10%	11%
<input type="checkbox"/> About right	37%	41%
<input type="checkbox"/> Don't know	21%	18%

17a. People should be allowed to express unpopular opinions.

	2004	2006
<input type="checkbox"/> Strongly agree	51%	52%
<input type="checkbox"/> Mildly agree	32%	33%
<input type="checkbox"/> Mildly disagree	5%	5%
<input type="checkbox"/> Strongly disagree	2%	2%
<input type="checkbox"/> Don't know	10%	8%

17b. People should be allowed to burn or deface the American flag as a political statement.

	2004	2006
<input type="checkbox"/> Strongly agree	8%	7%
<input type="checkbox"/> Mildly agree	8%	9%
<input type="checkbox"/> Mildly disagree	11%	12%
<input type="checkbox"/> Strongly disagree	63%	64%
<input type="checkbox"/> Don't know	10%	8%

17c. Musicians should be allowed to sing songs with lyrics that others might find offensive.

	2004	2006
Strongly agree	40%	37%
Mildly agree	30%	32%
Mildly disagree	14%	16%
Strongly disagree	7%	7%
Don't know	9%	8%

17d. Newspapers should be allowed to publish freely without government approval of a story.

	2004	2006
Strongly agree	24%	26%
Mildly agree	27%	28%
Mildly disagree	22%	23%
Strongly disagree	14%	13%
Don't know	13%	10%

17e. High school students should be allowed to report controversial issues in their student newspapers without the approval of school authorities.

	2004	2006
<input type="checkbox"/> Strongly agree	30%	34%
<input type="checkbox"/> Mildly agree	28%	30%
<input type="checkbox"/> Mildly disagree	18%	17%
<input type="checkbox"/> Strongly disagree	11%	8%
<input type="checkbox"/> Don't know	13%	11%

18. Do you agree or disagree with the following statement?

“Americans don't appreciate First Amendment freedoms the way they ought to.”

	2004	2006
Strongly agree	17%	15%
Mildly agree	33%	38%
Mildly disagree	18%	17%
Strongly disagree	9%	7%
Don't know	23%	23%

19. Are the rights guaranteed by the First Amendment something you personally think about or are they something you take for granted?

	2004	2006
<input type="checkbox"/> Personally think about	27%	24%
<input type="checkbox"/> Take for granted	36%	42%
<input type="checkbox"/> Don't know	37%	34%

20. Are you male or female?

	2004	2006
<input type="checkbox"/> Male	50%	50%
<input type="checkbox"/> Female	50%	50%

21. Are you Spanish/Hispanic/Latino?

	2004	2006
<input type="checkbox"/> Yes	15%	12%
<input type="checkbox"/> No	85%	88%

22. What is your race?

	2004	2006
<input type="checkbox"/> White/Caucasian	68%	73%
<input type="checkbox"/> Black/African-American	14%	11%
<input type="checkbox"/> American Indian/Alaska native	2%	1%
<input type="checkbox"/> Asian	4%	3%
<input type="checkbox"/> Some other race	12%	12%

23. Thinking about your family's current financial situation do you consider yourself to be rich, upper income, middle income, lower income, or poor?

	2004	2006
<input type="checkbox"/> Rich	5%	4%
<input type="checkbox"/> Upper income	23%	24%
<input type="checkbox"/> Middle income	59%	61%
<input type="checkbox"/> Lower income	10%	9%
<input type="checkbox"/> Poor	4%	2%

24. What is your approximate overall high school grade point average?

	2004	2006
<input type="checkbox"/> 0.0-2.0 (or 0-75)	7%	6%
<input type="checkbox"/> 2.1-3.0 (or 76-85)	31%	31%
<input type="checkbox"/> 3.1-3.5 (or 86-90)	31%	32%
<input type="checkbox"/> 3.6-4.0 (or 91-95)	22%	23%
<input type="checkbox"/> Over 4.0 (over 95)	9%	8%

25. Which of the following grades is closest to your current overall grade point average?

	2004	2006
<input type="checkbox"/> A	28%	30%
<input type="checkbox"/> B	42%	45%
<input type="checkbox"/> C	23%	21%
<input type="checkbox"/> D	4%	3%
<input type="checkbox"/> F	2%	1%

26. Which of the following best describes you?

	2004	2006
<input type="checkbox"/> I was born a U.S. citizen	90%	94%
<input type="checkbox"/> I was born in another country, but became a U.S. citizen	5%	3%
<input type="checkbox"/> I was born in another country, and I am not a U.S. citizen	5%	3%

27. Do you have any additional comments?

HIGH SCHOOL FACULTY SURVEY – 2006

1. What subject or subjects do you currently teach?
(Please check all that apply)

	2004	2006
<input type="checkbox"/> Art/Music/Drama	8%	8%
<input type="checkbox"/> English	21%	18%
<input type="checkbox"/> Foreign Language (e.g. Spanish, French)	8%	8%
<input type="checkbox"/> History	11%	8%
<input type="checkbox"/> Journalism	2%	2%
<input type="checkbox"/> Math (Algebra/Calculus/ Geometry)	17%	14%
<input type="checkbox"/> Physical Education	6%	6%
<input type="checkbox"/> Physical sciences (e.g. Biology/ Chemistry/Physics)	14%	12%
<input type="checkbox"/> Psychology	2%	1%
<input type="checkbox"/> Social Studies	12%	12%
<input type="checkbox"/> Special Education	9%	10%
<input type="checkbox"/> Other	26%	25%

2. During the past year, have you taught any classes that dealt primarily with journalism skills?

	2004	2006
<input type="checkbox"/> Yes	7%	8%
<input type="checkbox"/> No	93%	92%

3. During the past year, have you taught any classes that deal with the First Amendment?

	2004	2006
Yes	24%	29%
No	76%	71%

4. During the past year, have you taught any classes that discuss the role of media in society?

	2004	2006
Yes	42%	44%
No	58%	56%

5. During the past year, have you required as an assignment that your students read a newspaper or watch the television news, and if so, how often were they required to do so?

	2004	2006
<input type="checkbox"/> Never	44%	45%
<input type="checkbox"/> Once per year	12%	11%
<input type="checkbox"/> On a quarterly basis	17%	16%
<input type="checkbox"/> On a monthly basis	12%	11%
<input type="checkbox"/> On a weekly basis	14%	17%

6. If you did require that students read a newspaper or watch the television news, which (if any) of the following activities did you require as part of that class assignment?

(Check all that apply):

	2004	2006
<input type="checkbox"/> Students wrote reports	48%	26%
<input type="checkbox"/> Students wrote a letter to the editor/station manager	8%	3%
<input type="checkbox"/> Students gave oral presentations to the class	39%	21%
<input type="checkbox"/> No activities required	9%	8%
<input type="checkbox"/> Other	34%	21%

7. Do you currently serve as faculty adviser to any of the following clubs or activities?

(Please check all that apply, or check "None"):

	2004	2006
<input type="checkbox"/> Student newspaper	4%	2%
<input type="checkbox"/> Student magazine (Category does not include student literary magazines or yearbooks)	1%	0%
<input type="checkbox"/> Student-run radio station with a news component	0%	0%
<input type="checkbox"/> Student-run television station with a news component	1%	1%
<input type="checkbox"/> Student Internet or World-Wide Web publication with a news component	2%	1%
<input type="checkbox"/> Any other form of student media with a news component	5%	2%
<input type="checkbox"/> None		94%

8. How important do you feel it is that ALL students participate in some extracurricular activities or clubs?

	2004	2006
<input type="checkbox"/> Very important	73%	69%
<input type="checkbox"/> Somewhat important	24%	28%
<input type="checkbox"/> Not too important	2%	2%
<input type="checkbox"/> Not important at all	1%	0%
<input type="checkbox"/> Don't know	0%	1%

9. How important do you feel it is that ALL students learn some journalism skills?

	2004	2006
<input type="checkbox"/> Very important	35%	31%
<input type="checkbox"/> Somewhat important	52%	55%
<input type="checkbox"/> Not too important	10%	11%
<input type="checkbox"/> Not important at all	1%	1%
<input type="checkbox"/> Don't know	1%	3%

10. How important do you feel it is that ALL students learn to effectively use the Internet or World Wide Web to collect news or information?

	2006
<input type="checkbox"/> Very important	85%
<input type="checkbox"/> Somewhat important	14%
<input type="checkbox"/> Not too important	1%
<input type="checkbox"/> Not important at all	0%
<input type="checkbox"/> Don't know	0%

11. During the past year, how often did you require as part of an assignment that your students do research using the World Wide Web or the Internet?

	2006
<input type="checkbox"/> Never	14%
<input type="checkbox"/> Once per year	14%
<input type="checkbox"/> On a quarterly basis	34%
<input type="checkbox"/> On a monthly basis	26%
<input type="checkbox"/> On a weekly basis	12%

12. During the past year, how often did you require as part of an assignment that your students communicate with each other by e-mail, chat group, or some other form of online discussion?

	2006
<input type="checkbox"/> Never	86%
<input type="checkbox"/> Once per year	3%
<input type="checkbox"/> On a quarterly basis	4%
<input type="checkbox"/> On a monthly basis	5%
<input type="checkbox"/> On a weekly basis	2%

13. Short for "weblogs," "blogs" are defined as online journals in which people post diary entries about their personal experiences and opinions, to be read on line by others. How often, if at all, do you get news and information from blogs?

	2006
<input type="checkbox"/> Every day	2%
<input type="checkbox"/> Several times a week	3%
<input type="checkbox"/> About once a week	4%
<input type="checkbox"/> Less than once a week	14%
<input type="checkbox"/> Never	72%
<input type="checkbox"/> Don't know	5%

Now thinking about all the different media sources available to students...

14. Which of these media sources do you consider the best overall source of news?

(please check only one):

	2006
<input type="checkbox"/> Newspapers	48%
<input type="checkbox"/> Magazines	3%
<input type="checkbox"/> Radio Stations	5%
<input type="checkbox"/> Television Stations	28%
<input type="checkbox"/> Blogs	1%
<input type="checkbox"/> Internet publications other than blogs	15%
<input type="checkbox"/> Entertainment programs featuring current events	1%

15. How much do you trust journalists to tell the truth? Do you believe they tell the truth....

	2004	2006
<input type="checkbox"/> All of the time	4%	5%
<input type="checkbox"/> Some of the time	79%	84%
<input type="checkbox"/> Little of the time	13%	7%
<input type="checkbox"/> Not at all	2%	2%
<input type="checkbox"/> Don't know	2%	2%

16. The First Amendment became part of the U.S. Constitution more than 200 years ago. This is what it says:

"Congress shall make no law respecting an establishment of religion or prohibiting the free exercise thereof, or abridging the freedom of speech or of the press, or the right of the people peaceably to assemble, and to petition the government for a redress of grievances."

Based on your own feelings about the First Amendment,

please tell me whether you strongly agree, mildly agree, mildly disagree, or strongly disagree with the following statement: The First Amendment goes too far in the rights it guarantees.

	2004	2006
Strongly agree	9%	12%
Mildly agree	20%	21%
Mildly disagree	16%	12%
Strongly disagree	50%	50%
Don't know	5%	5%

17. Overall, how would you rate the job that the American educational system does in teaching students about First Amendment freedoms?

	2004	2006
<input type="checkbox"/> Excellent	7%	6%
<input type="checkbox"/> Good	46%	42%
<input type="checkbox"/> Fair	29%	33%
<input type="checkbox"/> Poor	7%	9%
<input type="checkbox"/> Don't know	11%	10%

18. Overall, do you think the press in America has too much freedom to do what it wants, too little freedom to do what it wants, or is the amount of freedom the press has about right?

	2004	2006
<input type="checkbox"/> Too much freedom	38%	29%
<input type="checkbox"/> Too little freedom	8%	10%
<input type="checkbox"/> About right	49%	55%
<input type="checkbox"/> Don't know	6%	6%

19a. People should be allowed to express unpopular opinions.

	2004	2006
<input type="checkbox"/> Strongly agree	72%	75%
<input type="checkbox"/> Mildly agree	25%	21%
<input type="checkbox"/> Mildly disagree	2%	3%
<input type="checkbox"/> Strongly disagree	1%	1%
<input type="checkbox"/> Don't know	1%	0%

19b. People should be allowed to burn or deface the American flag as a political statement.

	2004	2006
<input type="checkbox"/> Strongly agree	15%	16%
<input type="checkbox"/> Mildly agree	13%	13%
<input type="checkbox"/> Mildly disagree	11%	11%
<input type="checkbox"/> Strongly disagree	59%	58%
<input type="checkbox"/> Don't know	2%	2%

19c. Musicians should be allowed to sing songs with lyrics that others might find offensive.

	2004	2006
<input type="checkbox"/> Strongly agree	28%	35%
<input type="checkbox"/> Mildly agree	30%	29%
<input type="checkbox"/> Mildly disagree	19%	19%
<input type="checkbox"/> Strongly disagree	21%	15%
<input type="checkbox"/> Don't know	2%	2%

19d. Newspapers should be allowed to publish freely without government approval of a story.

	2004	2006
<input type="checkbox"/> Strongly agree	53%	57%
<input type="checkbox"/> Mildly agree	27%	22%
<input type="checkbox"/> Mildly disagree	12%	13%
<input type="checkbox"/> Strongly disagree	6%	7%
<input type="checkbox"/> Don't know	2%	1%

19e. High school students should be allowed to report controversial issues in their student newspapers without the approval of school authorities.

	2004	2006
<input type="checkbox"/> Strongly agree	13%	13%
<input type="checkbox"/> Mildly agree	26%	27%
<input type="checkbox"/> Mildly disagree	27%	28%
<input type="checkbox"/> Strongly disagree	33%	31%
<input type="checkbox"/> Don't know	1%	1%

20. Do you agree or disagree with the following statement?

"Americans don't appreciate First Amendment freedoms the way they ought to."

	2004	2006
<input type="checkbox"/> Strongly agree	30%	32%
<input type="checkbox"/> Mildly agree	43%	47%
<input type="checkbox"/> Mildly disagree	14%	12%
<input type="checkbox"/> Strongly disagree	5%	4%
<input type="checkbox"/> Don't know	7%	5%

21. Are the rights guaranteed by the First Amendment something you personally think about or are they something you take for granted?

	2004	2006
<input type="checkbox"/> Personally think about	50%	49%
<input type="checkbox"/> Take for granted	46%	47%
<input type="checkbox"/> Don't know	4%	4%

22. What about most people in the United States—do you think the rights guaranteed by the First Amendment are something people specifically think about or are they something they take for granted?

	2004	2006
Personally think about	7%	5%
Take for granted	86%	89%
Don't know	7%	6%

Finally, please answer the following questions for classification purposes only...

23. What is the highest level of education that you have attained?

	2004	2006
<input type="checkbox"/> High School diploma	1%	1%
<input type="checkbox"/> Bachelors	41%	41%
<input type="checkbox"/> Masters	52%	53%
<input type="checkbox"/> ABD (all but dissertation)	3%	3%
<input type="checkbox"/> Doctorate	1%	2%
<input type="checkbox"/> Post-doctorate	0%	0%
<input type="checkbox"/> Don't Know	2%	0%

24. Have you ever received any formal instruction in the First Amendment?

	2004	2006
<input type="checkbox"/> Yes	51%	57%
<input type="checkbox"/> No	49%	43%

25. IF YES, would that have been before high school, during high school, and/or after high school?

(Check all that apply):

	2004	2006
<input type="checkbox"/> Before high school	21%	13%
<input type="checkbox"/> During high school	75%	43%
<input type="checkbox"/> After high school	54%	35%
<input type="checkbox"/> Don't know	1%	0%

26. Age?

	2004	2006
<input type="checkbox"/> 18-28	11%	14%
<input type="checkbox"/> 29-39	27%	27%
<input type="checkbox"/> 40-50	27%	28%
<input type="checkbox"/> 51-61	32%	29%
<input type="checkbox"/> 62-72	3%	2%
<input type="checkbox"/> 73+	0%	0%

27. Are you male or female?

	2004	2006
<input type="checkbox"/> Male	42%	42%
<input type="checkbox"/> Female	58%	58%

28. Are you Spanish/Hispanic/Latino?

	2004	2006
<input type="checkbox"/> Yes	3%	6%
<input type="checkbox"/> No	97%	94%

29. What is your race?

	2004	2006
<input type="checkbox"/> White/Caucasian	92%	94%
<input type="checkbox"/> Black/African-American	4%	3%
<input type="checkbox"/> American Indian/Alaska native	0%	0%
<input type="checkbox"/> Asian	1%	0%
<input type="checkbox"/> Some other race	2%	3%